



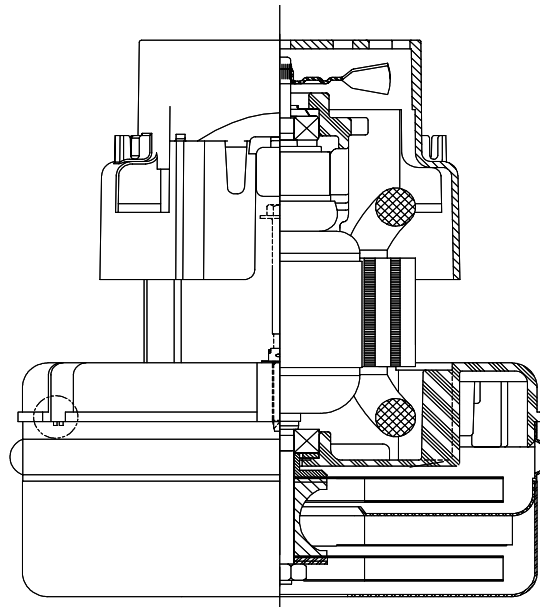
Model: 119816-00

DESCRIPTION

- Two stage
- 230 volts
- 5.7"/145 mm diameter
- Double ball bearings
- Single speed
- Peripheral bypass discharge
- Thermoset plastic fan end bracket
- Thermoset commutator bracket

DESIGN APPLICATION

- Equipment operating in environments requiring separation of working air from motor ventilating air
- Designed to handle clean, dry, filtered air only

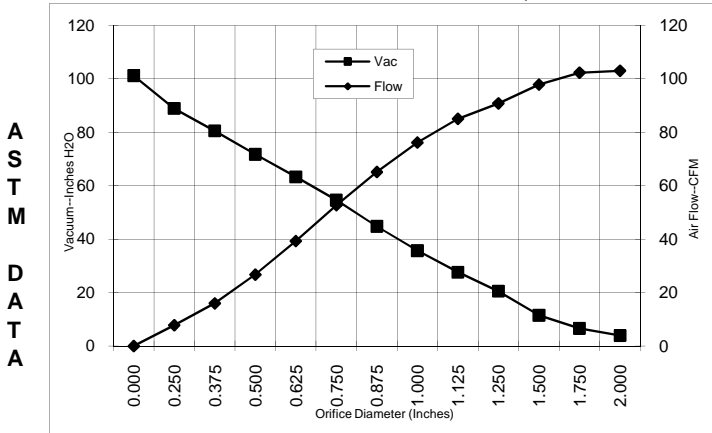


SPECIAL FEATURES

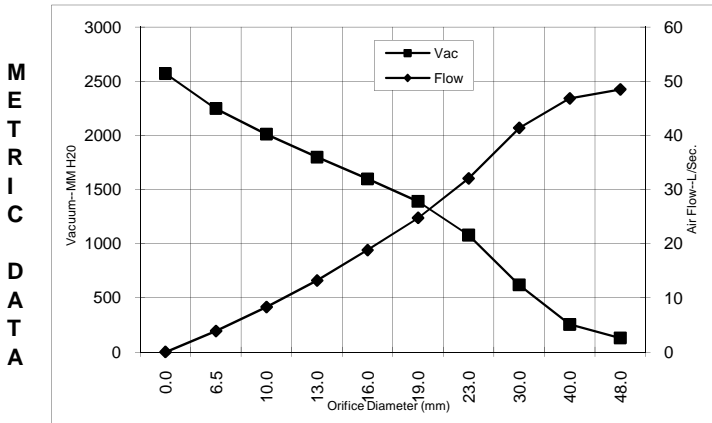
- Suitable for 230 volt AC operation, 50/60 Hz
- UL recognized, category PRGY2 (E47185)
- Provision for grounding
- Open frame design
- The Lamb Electric vacuum motor line offers a wide range of performance levels to meet design needs

TYPICAL MOTOR PERFORMANCE.*

(At 230 volts, 60Hz, test data is corrected to standard conditions of 29.92 Hg, 68° F.)



Orifice (Inches)	Amps	Watts (In)	RPM	Vac (In.H2O)	Flow (CFM)	Air Watts
2.000	5.1	1121	19777	3.9	103.0	47
1.750	5.1	1125	19743	6.6	102.3	79
1.500	5.2	1134	19670	11.5	97.8	132
1.250	5.2	1147	19500	20.5	90.8	219
1.125	5.2	1145	19467	27.6	85.0	275
1.000	5.2	1142	19467	35.7	76.1	319
0.875	5.1	1126	19707	44.8	65.1	342
0.750	4.9	1085	20077	54.6	52.7	338
0.625	4.7	1026	20743	63.3	39.3	292
0.500	4.3	954	21687	71.7	26.7	225
0.375	3.9	871	22853	80.5	16.0	151
0.250	3.6	798	23997	88.9	7.8	81
0.000	3.3	732	25100	101.2	0.0	0



Orifice (mm)	Amps	Watts (In)	RPM	Vac (mm H2O)	Flow (L/Sec)	Air Watts
48.0	5.1	1123	19762	129	48.5	61
40.0	5.1	1131	19692	255	46.8	116
30.0	5.2	1146	19482	620	41.4	250
23.0	5.1	1130	19647	1080	32.0	336
19.0	4.9	1084	20090	1391	24.7	337
16.0	4.7	1028	20716	1599	18.8	294
13.0	4.4	961	21593	1800	13.2	232
10.0	4.0	883	22678	2011	8.3	162
6.5	3.6	802	23940	2247	3.9	85
0.0	3.3	732	25100	2570	0.0	0

Note: Metric performance data is calculated from the ASTM data above.

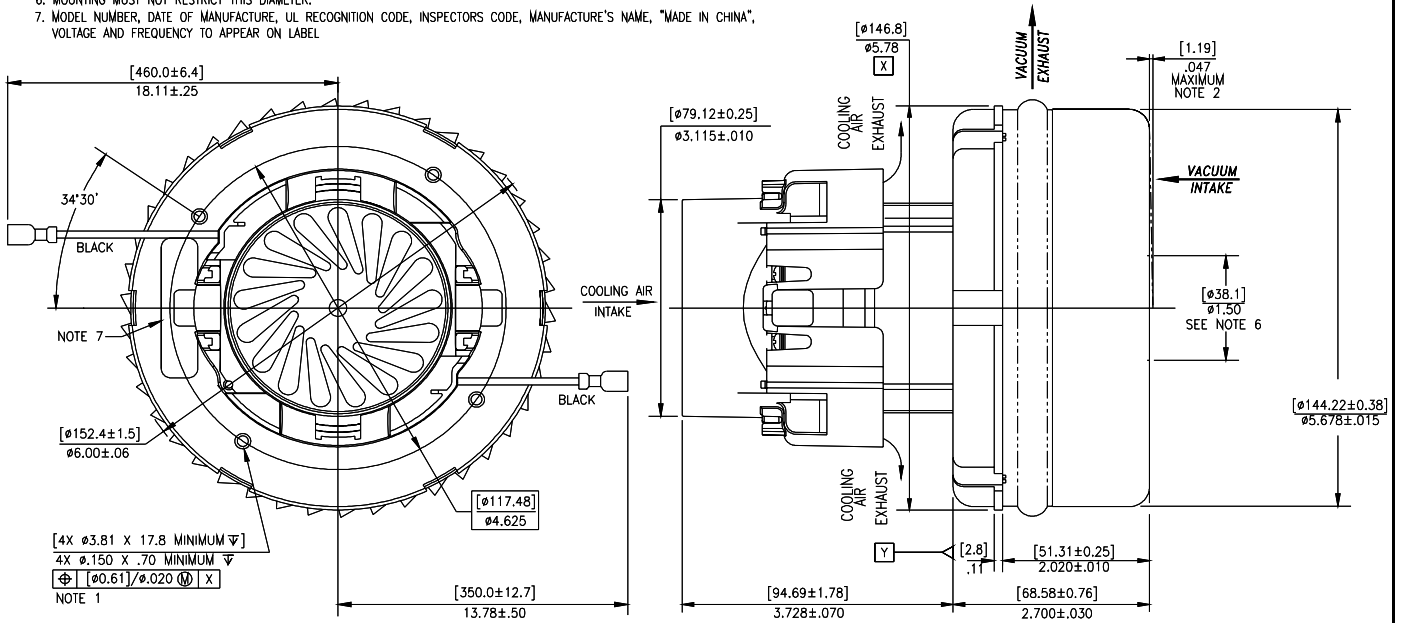
* Data represents performance of a typical motor sampled from a large production quantity. Individual motor data may vary due to normal manufacturing variations.

Test Specs:	230 volts	Minimum Sealed Vacuum:	88.0	ORIFICE:	7/8"	Minimum Vacuum:	35"	Maximum Watts:	1130
--------------------	-----------	-------------------------------	------	-----------------	------	------------------------	-----	-----------------------	------

DIMENSIONS

NOTES:

1. RECOMMENDED SCREW SIZE 10-16 TYPE BT OR TYPE 25 THREAD CUTTING SCREW. MAXIMUM PENETRATION $[17.40]/.685$.
2. FAN SHELL MAY BOW OUTWARD TO DIMENSION SHOWN BUT MUST NOT BOW INWARD TOWARDS ROTATING FAN.
3. ALLOW $[0.0016 \text{ SQ M}]/2.5 \text{ SQ IN}$ FOR COOLING AIR INTAKE.
4. COOLING AIR INTAKE MUST BE SEPERATED FROM COOLING AIR EXHAUST.
5. VACUUM EXHAUST MUST BE SEPERATED FROM COOLING AIR EXHAUST.
6. MOUNTING MUST NOT RESTRICT THIS DIAMETER.
7. MODEL NUMBER, DATE OF MANUFACTURE, UL RECOGNITION CODE, INSPECTORS CODE, MANUFACTURE'S NAME, "MADE IN CHINA", VOLTAGE AND FREQUENCY TO APPEAR ON LABEL



IMPORTANT NOTE: Pictorial and dimensional data are subject to change without notice. Contact factory for current revision levels.

WARNING - When using AMETEK Lamb Electric bypass motors in machines that come in contact with foam, liquid (including water), or other foreign substances, the machine must be designed and constructed to prevent those substances from reaching the fan system, motor housing, and electrical components. Lamb Electric vacuum motors other than hazardous duty models should not be applied in machines that come in contact with dry chemicals or other volatile materials. Failure to observe these precautions could cause flashing (depending on volatility) or electrical shock which could result in property damage and severe bodily injury, including death in extreme cases. All applications incorporating Lamb Electric motors should be submitted to appropriate organizations or agencies for testing specifically related to the safety of your equipment.

AMETEK/Lamb Electric Division
 627 Lake Street
 Kent, Ohio 44240
 U.S.A.
 Tel: (330) 673-3451 Fax: (330) 673-8994
 www.lambelectric.com