

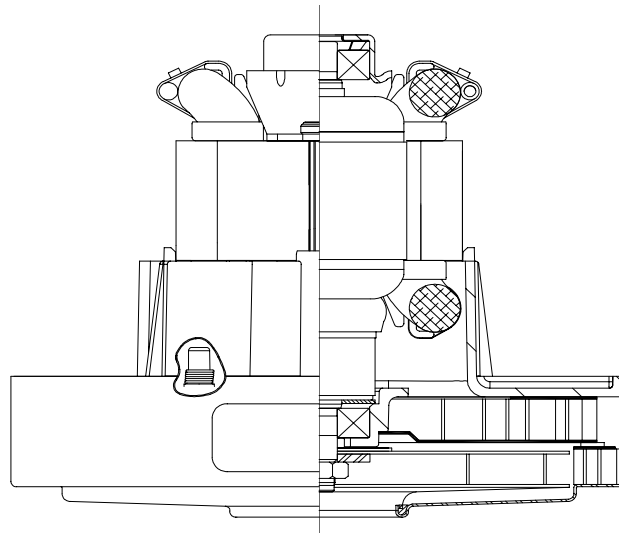


DESCRIPTION

- One stage
- 120 volts
- 5.3"/135mm diameter
- Ball/Ball bearing system
- Single speed
- Thru-flow discharge
- Thermoset fan end bracket
- Steel End-bracket

DESIGN APPLICATION

- Equipment operating in environments not requiring separation of working air from motor ventilating air
- Designed to handle clean, dry, filtered air only

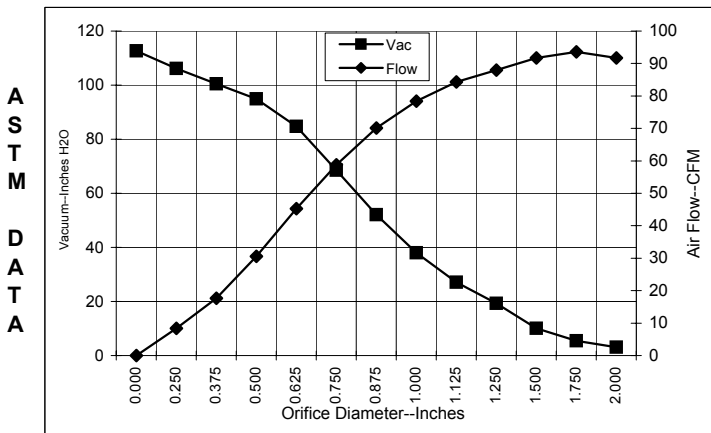


SPECIAL FEATURES

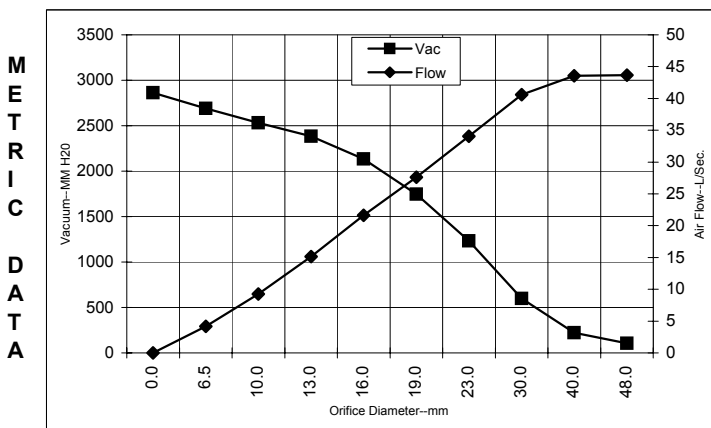
- Suitable for 120 volt AC operation 50/60 Hz
- UL recognized, category PRGY2 (E47185)
- Provision for grounding per UL 1563
- Skeleton-frame construction
- **Patented Advantek diffusion**
- **High efficiency fan system**
- **Self Hold thermal device**

TYPICAL MOTOR PERFORMANCE.*

(At 120 volts, 60Hz, test data is corrected to standard conditions of 29.92 Hg, 68° F.)



Orifice (Inches)	Amps	Watts (In)	RPM	Vac (In.H ₂ O)	Flow (CFM)	Air Watts
2.000	11.4	1316	28630	3.1	91.7	33
1.750	11.3	1310	28730	5.5	93.6	60
1.500	11.2	1301	28830	10.1	91.7	109
1.250	11.1	1284	29130	19.3	88.0	199
1.125	10.9	1264	29320	27.1	84.3	268
1.000	10.6	1236	29720	38.0	78.4	350
0.875	10.3	1194	30510	52.1	70.1	428
0.750	9.7	1129	31210	68.5	58.8	473
0.625	9.0	1050	32490	84.7	45.3	450
0.500	8.2	963	33980	94.9	30.6	341
0.375	7.5	879	35670	100.5	17.7	209
0.250	7.0	823	37050	106.2	8.4	105
0.000	6.5	772	38540	112.7	0.0	0



Orifice (mm)	Amps	Watts (In)	RPM	Vac (mm H ₂ O)	Flow (L/Sec)	Air Watts
48.0	11.3	1313	28674	106	43.7	45
40.0	11.3	1304	28800	221	43.6	94
30.0	11.0	1273	29235	599	40.6	237
23.0	10.3	1205	30313	1234	34.1	409
19.0	9.7	1127	31236	1748	27.6	473
16.0	9.0	1053	32439	2135	21.6	451
13.0	8.3	972	33831	2385	15.1	352
10.0	7.6	892	35417	2531	9.3	229
6.5	7.0	826	36981	2690	4.2	110
0.0	6.5	772	38540	2863	0.0	0

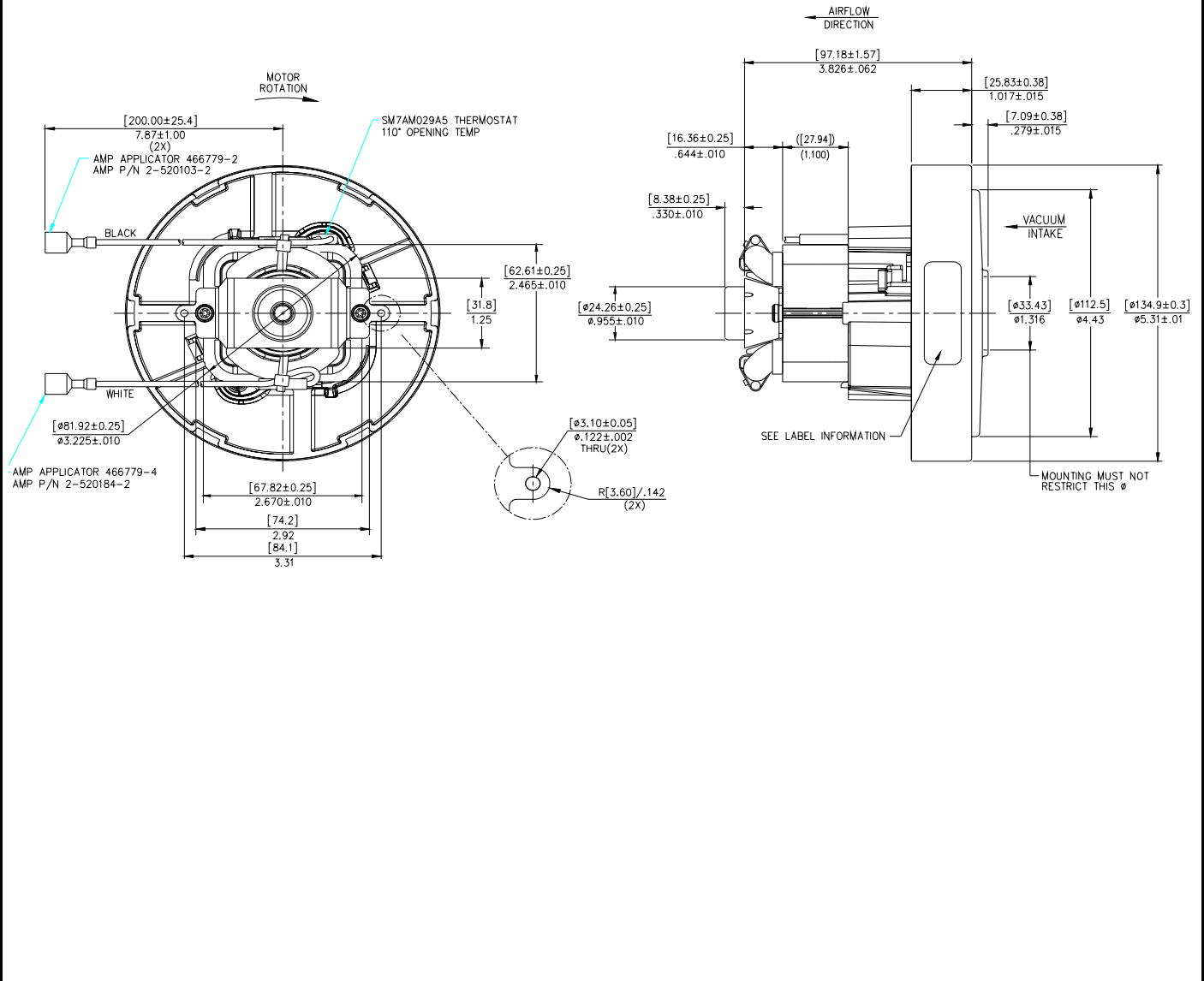
Note: Metric performance data is calculated from the ASTM data above.

* Data represents performance of a typical motor sampled from a large production quantity. Individual motor data may vary due to normal manufacturing variations.

Test Specs:	120 volts	Minimum Sealed Vacuum:	TBD	ORIFICE:	7/8"	Minimum Vacuum:	TBD	Maximum Watts:	TBD
-------------	-----------	------------------------	-----	----------	------	-----------------	-----	----------------	-----



DIMENSIONS



IMPORTANT NOTE: Pictorial and dimensional data are subject to change without notice. Contact factory for current revision levels.

WARNING - AMETEK Lamb Electric thru-flow vacuum motors must never be used in applications in which wet or moist conditions are involved, where dry chemicals or other volatile materials are present, or where airflow may be restricted or blocked. Such motors are designed to permit the vacuumed air to pass over the electrical winding to cool it. Thus any foam, liquid (including water), dry chemical, or other foreign substance coming in contact with electrical conductors could cause combustion (depending on volatility) or electrical shock. Failure to observe these precautions could result in property damage and severe personal injury, including death in extreme cases. All applications incorporating Lamb Electric motors should be submitted to Underwriters Laboratories Inc. or other appropriate organizations or agencies for testing specifically related to the safety of your equipment.

AMETEK/Floorcare & Specialty Motors
 627 Lake Street
 Kent, Ohio 44240
 U.S.A.
 Tel: (330) 673-3451 Fax: (330) 677-3812
 www.ameteksfm.com