



LAMB ELECTRIC

Model: 119918-12

AIR WATT™
S E R I E S

SPECIAL FEATURES

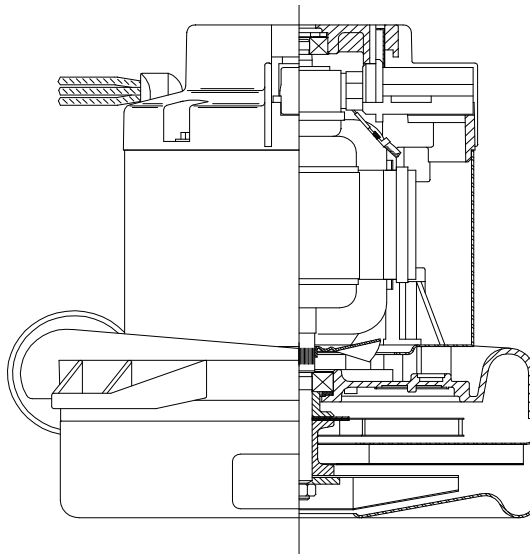
- **600+ Peak Air Watts**
- High Efficiency Lamination
- 10 mm shaft and bearing system
- **Tapered Fan System**
- Epoxy painted fan case
- Aluminum brackets to dampen vibration & improve durability
- Suitable for 230 volt AC operation, 50/60 Hz
- UL recognized, category PRGY2 (E47185)
- The Lamb Electric vacuum motor line offers a wide range of performance levels to meet design needs

DESCRIPTION

- Two stage
- 230 volts
- **3.5" High Efficiency Lamination**
- 7.2"/183 mm diameter
- Double ball bearings
- **Tapered High Efficiency Fan System**
- Tangential bypass discharge
- Aluminum fan end bracket
- Aluminum commutator bracket

DESIGN APPLICATION

- Equipment operating in environments requiring separation of working air from motor ventilating air
- Designed to handle clean, dry, filtered air only

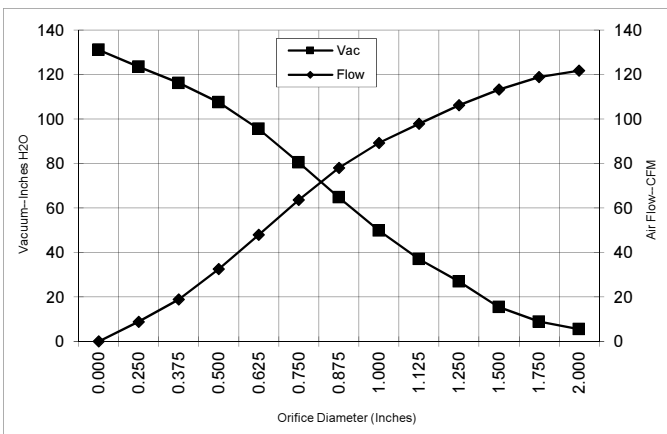


PEAK AIRWATTS
604
Calculated in accordance with ASTM F2105

TYPICAL MOTOR PERFORMANCE.*

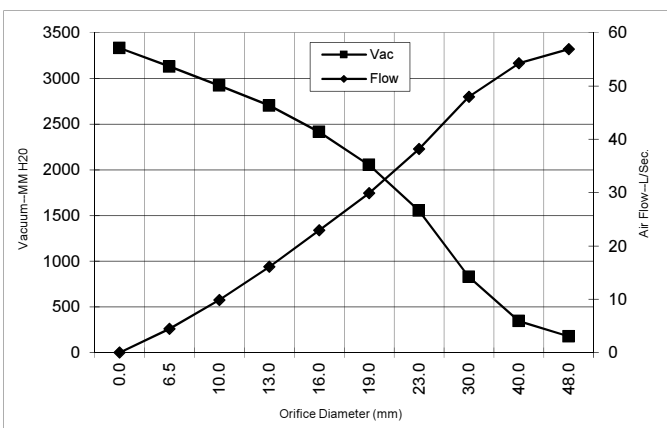
(At 230 volts, 60Hz, test data is corrected to standard conditions of 29.92 Hg, 68° F.)

ASTM DATA



Orifice (Inches)	Amps	Watts (In)	RPM	Vac (In.H ₂ O)	Flow (CFM)	Air Watts
2.000	7.7	1646	23593	5.5	121.7	79
1.750	7.7	1655	23493	8.9	118.9	126
1.500	7.7	1660	23523	15.5	113.2	207
1.250	7.8	1672	23523	27.0	106.2	355
1.125	7.8	1667	23553	37.0	97.9	427
1.000	7.7	1647	23444	49.8	89.3	523
0.875	7.6	1632	23632	64.8	78.0	593
0.750	7.4	1586	24485	80.5	63.6	601
0.625	6.9	1496	24931	95.6	48.0	539
0.500	6.4	1378	25664	107.5	32.5	410
0.375	5.7	1242	26864	116.2	18.9	258
0.250	5.1	1125	27796	123.5	8.9	130
0.000	4.7	1034	28499	131.1	0.0	0

METRIC DATA



Orifice (mm)	Amps	Watts (In)	RPM	Vac (mm H ₂ O)	Flow (L/Sec)	Air Watts
48.0	7.7	1650	23549	178	56.9	100
40.0	7.7	1659	23514	343	54.2	183
30.0	7.8	1669	23540	826	48.0	395
23.0	7.6	1636	23585	1551	38.1	576
19.0	7.4	1584	24494	2052	29.9	600
16.0	6.9	1500	24913	2413	23.0	541
13.0	6.5	1390	25591	2700	16.1	423
10.0	5.8	1262	26684	2918	9.9	281
6.5	5.1	1131	27749	3128	4.4	136
0.0	4.7	1034	28499	3330	0.0	0

Note: Metric Performance data is calculated from the ASTM data above.

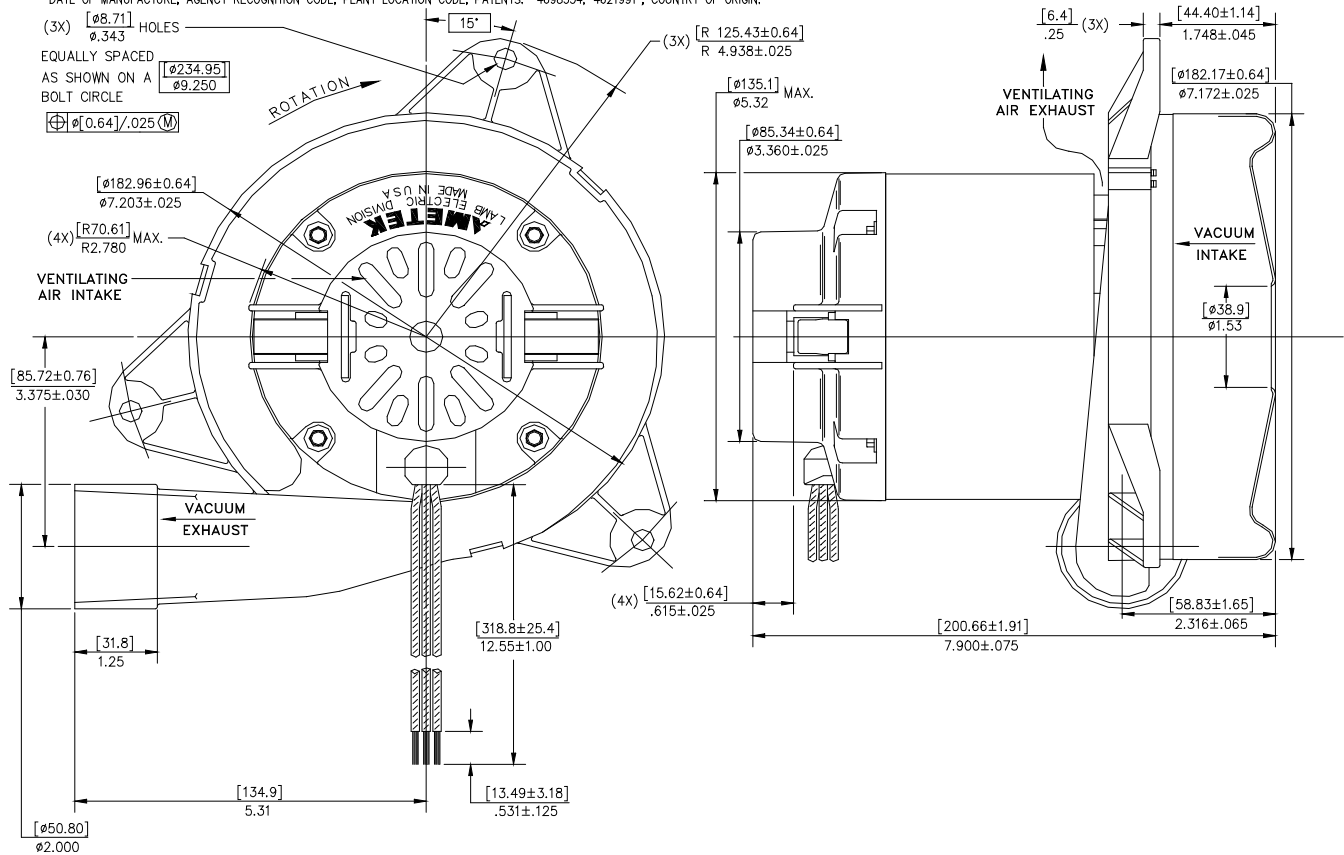
* Data represents performance of a typical motor sampled from a large production quantity. Individual motor data may vary due to normal manufacturing variations.

Test Specs:	230v	Minimum Sealed Vacuum: 123"	ORIFICE: 7/8"	Minimum Vacuum: 60"	Maximum Watts: 1765
--------------------	------	------------------------------------	----------------------	----------------------------	----------------------------

DIMENSIONS

NOTES:

1. LEADS: 16GA. STRANDED, ONE BLACK AND ONE WHITE. GROUND LEAD: 18GA. STRANDED, GREEN WITH YELLOW STRIPE.
2. MOTOR IDENTIFICATION: MANUFACTURER'S NAME, MODEL NUMBER, VOLTAGE, FREQUENCY, INSPECTOR'S CODE WITH "FF" SUFFIX, DATE OF MANUFACTURE, AGENCY RECOGNITION CODE, PLANT LOCATION CODE, PATENTS: *4698534; 4621991*, COUNTRY OF ORIGIN.



IMPORTANT NOTE: Pictorial and dimensional data are subject to change without notice. Contact factory for current revision levels.

WARNING - When using AMETEK Lamb Electric bypass motors in machines that come in contact with foam, liquid (including water), or other foreign substances, the machine must be designed and constructed to prevent those substances from reaching the fan system, motor housing, and electrical components. Lamb Electric vacuum motors other than hazardous duty models should not be applied in machines that come in contact with dry chemicals or other volatile materials. Failure to observe these precautions could cause flashing (depending on volatility) or electrical shock which could result in property damage and severe bodily injury, including death in extreme cases. All applications incorporating Lamb Electric motors should be submitted to appropriate organizations or agencies for testing specifically related to the safety of your equipment.

AMETEK Dynamic Fluid Solutions
www.ametekdfs.com