

## LAMB ELECTRIC

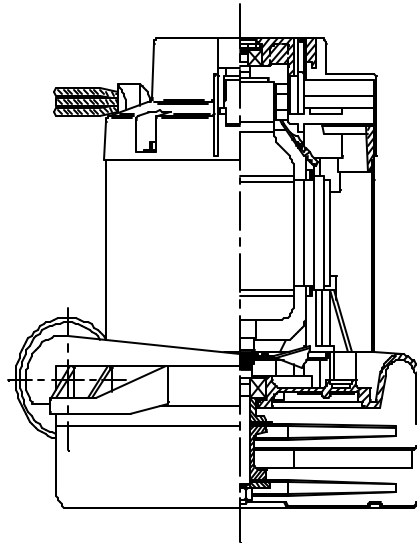
**Model: 117549-12**

### DESCRIPTION

- Two stage
- 120 volts
- 7.2"/183 mm diameter
- Double ball bearings
- Single speed
- Tangential bypass discharge
- Aluminum fan end bracket
- Aluminum commutator bracket

### DESIGN APPLICATION

- Equipment operating in environments requiring separation of working air from motor ventilating air
- Designed to handle clean, dry, filtered air only



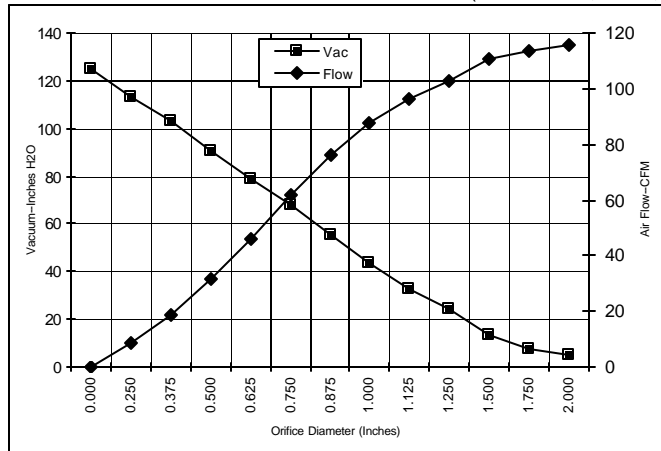
### SPECIAL FEATURES

- Suitable for 120 volt AC operation, 50/60 Hz
- UL recognized, category PRGY2 (E47185)
- CSA certified, class 1611 01 (LR31393)
- Provision for grounding
- Epoxy painted fan case
- Non-loading fans
- Aluminum fan end bracket designed to dampen vibration and improve durability
- 10 mm shaft and bearing system
- The Lamb Electric vacuum motor line offers a wide range of performance levels to meet design needs

### TYPICAL MOTOR PERFORMANCE.\*

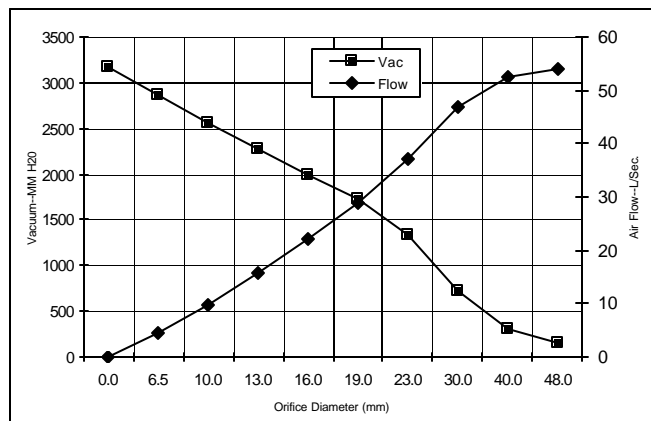
(At 120 volts, 60Hz, test data is corrected to standard conditions of 29.92 Hg, 68° F.)

ASTM DATA



Orifice (Inches)	Amps	Watts (In)	RPM	Vac (In.H <sub>2</sub> O)	Flow (CFM)	Air Watts
2.000	13.5	1508	16690	4.7	115.8	64
1.750	13.5	1507	16680	7.7	113.4	103
1.500	13.5	1508	16680	13.5	110.4	175
1.250	13.5	1505	16710	24.3	102.8	293
1.125	13.4	1500	16750	32.5	96.3	367
1.000	13.3	1483	16840	43.3	87.8	446
0.875	13.0	1453	17030	55.4	76.1	495
0.750	12.4	1398	17410	67.6	61.7	490
0.625	11.7	1313	18000	78.8	46.3	428
0.500	10.7	1210	18800	90.5	31.8	338
0.375	9.7	1098	19800	102.8	19.0	229
0.250	8.8	1016	20840	113.0	8.8	118
0.000	8.9	939	21880	124.6	0.0	0

METRIC DATA



Orifice (mm)	Amps	Watts (In)	RPM	Vac (mm H <sub>2</sub> O)	Flow (L/Sec)	Air Watts
48.0	13.5	1508	16686	153	54.2	81
40.0	13.5	1508	16680	299	52.5	153
30.0	13.4	1502	16732	732	46.8	334
23.0	13.1	1461	16983	1330	37.3	483
19.0	12.4	1396	17422	1723	29.0	489
16.0	11.7	1316	17976	1990	22.1	430
13.0	10.8	1220	18720	2269	15.7	347
10.0	9.9	1115	19650	2564	9.9	245
6.5	8.8	1020	20788	2857	4.4	124
0.0	8.9	939	21880	3165	0.0	0

Note: Metric performance data is calculated from the ASTM data above.

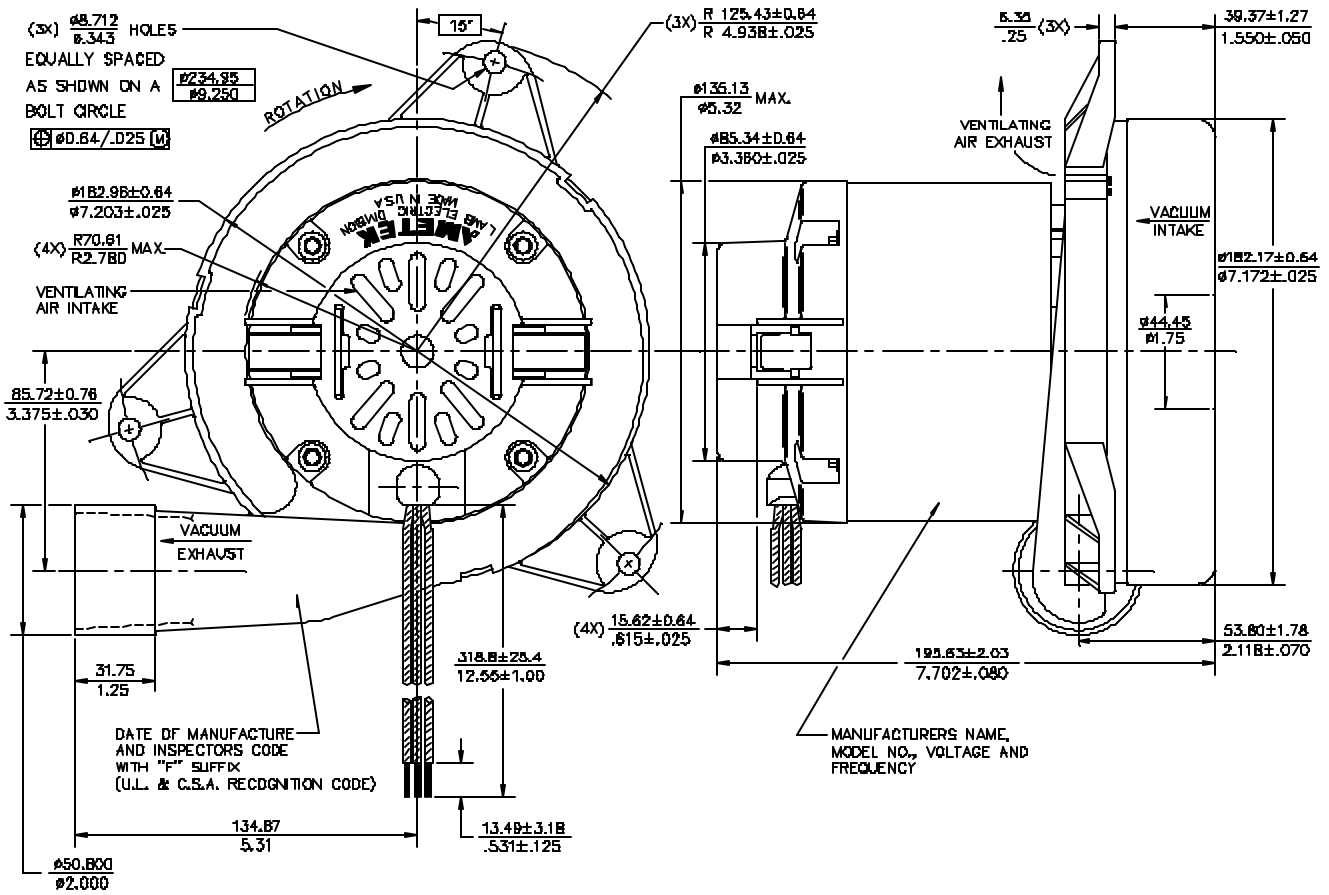
\* Data represents performance of a typical motor sampled from a large production quantity. Individual motor data may vary due to normal manufacturing tolerances.

Test Specs:	120 volts	Minimum Sealed Vacuum:	120.0"	ORIFICE:	7/8"	Minimum Vacuum:	52.5"	Maximum Watts:	1600
-------------	-----------	------------------------	--------	----------	------	-----------------	-------	----------------	------

DIMENSIONS

NOTES:

1. LEADS: 16GA. STRANDED, ONE BLACK AND ONE WHITE. GROUND LEAD: 18GA. STRANDED, GREEN WITH YELLOW STRIPE.



**IMPORTANT NOTE:** Pictorial and dimensional data are subject to change without notice. Contact factory for current revision levels.

**WARNING** - When using AMETEK Lamb Electric bypass motors in machines that come in contact with foam, liquid (including water) or other foreign substances, the machine must be designed and constructed to prevent those substances from reaching the fan system, motor housing and electrical components. Lamb Electric vacuum motors other than hazardous duty models should not be applied in machines that come in contact with dry chemicals or other volatile materials. Failure to observe these precautions could cause flashing (depending on volatility) or electrical shock which could result in property damage and severe bodily injury, including death in extreme cases. All applications incorporating Lamb Electric motors should be submitted to appropriate organizations or agencies for testing specifically related to the safety of your equipment.

**AMETEK Lamb Electric**  
 627 Lake Street  
 Kent, Ohio 44240  
 U.S.A.  
 Tel: (330) 673-3451  
 Fax: (330) 673-8994

**AMETEK GmbH**  
 Dostojewskistrasse 10  
 D-65187 Wiesbaden  
 Germany  
 Tel: 49-0611-989210  
 Fax: 49-0611-9892110

**AMETEK Singapore Pvt. Ltd.**  
 10 Ang Mo Kio Street 65  
 # 05-12 Techpoint  
 Singapore 2056  
 Tel: 65-484-2388  
 Fax: 65-481-6588