

LAMB ELECTRIC

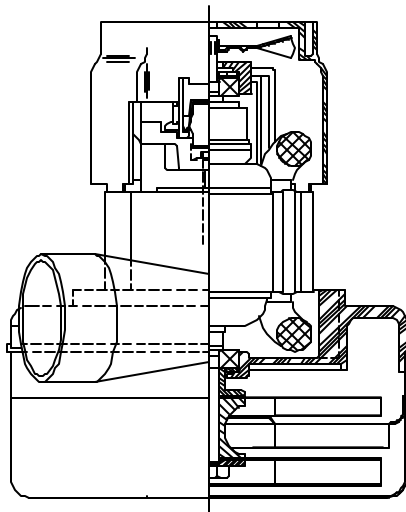
Model: 116355-00*
 116355-01
 116355-29*
 116355-32*

DESCRIPTION

- Two stage
- 240 volts
- 5.7"/145 mm diameter
- Double ball bearings
- Single speed
- Tangential bypass discharge
- Thermoset fan end bracket
- Aluminum commutator bracket

DESIGN APPLICATION

- Equipment operating in environments requiring separation of working air from motor ventilating air
- Designed to handle clean, dry, filtered air only



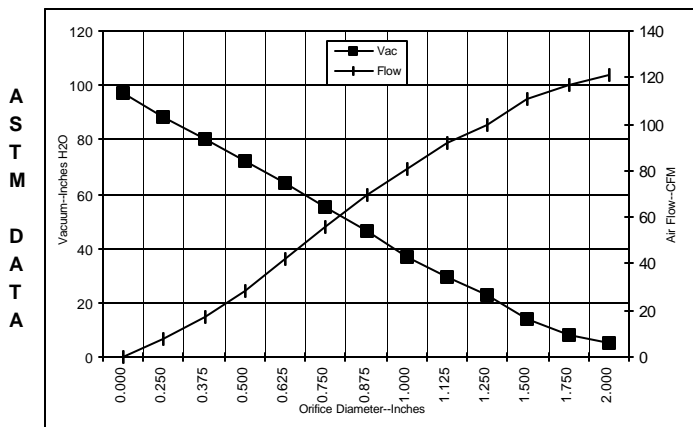
SPECIAL FEATURES

- Suitable for 240 volt AC operation, 50/60 Hz
- UL recognized, category PRGY2 (E47185)
- Provision for grounding
- Skeleton-frame design
- Epoxy painted fan case
- Patented air seal bearing construction. U.S. Patent #4,088,424
- The Lamb Electric vacuum motor line offers a wide range of performance levels to meet design needs

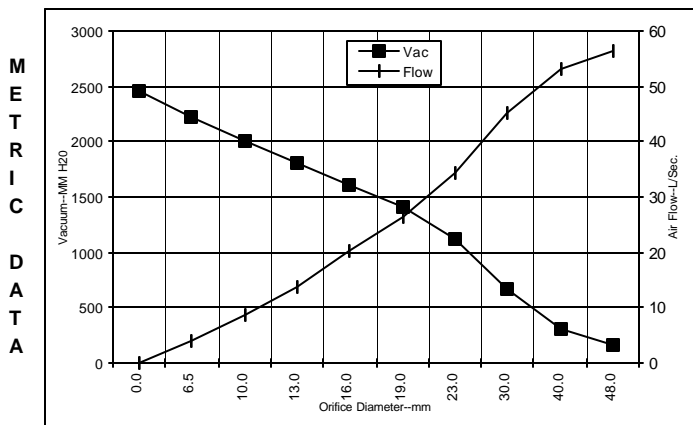
*Model 116355-00 does not feature patented air seal or epoxy painted fan case
 *Model 116355-29 features inlet tube 1.50" diameter x 1.0" long
 *Model 116355-32 features inlet tube 1.875" diameter x 1.0" long

TYPICAL MOTOR PERFORMANCE.*

(At 240 volts, 60Hz, test data is corrected to standard conditions of 29.92 Hg, 68° F.)



Orifice (Inches)	Amps	Watts (In)	RPM	Vac (In.H2O)	Flow (CFM)	Air Watts
2.000	5.6	1283	18917	5.1	121.0	73
1.750	5.7	1286	18886	8.2	117.0	113
1.500	5.7	1290	18854	13.7	111.0	178
1.250	5.7	1293	18822	22.9	100.0	269
1.125	5.6	1284	18915	29.4	92.0	317
1.000	5.5	1263	19151	37.1	81.0	354
0.875	5.4	1235	19468	46.2	70.0	377
0.750	5.2	1185	20075	55.3	56.0	362
0.625	4.9	1119	20900	63.7	42.0	312
0.500	4.6	1043	21883	72.2	28.0	240
0.375	4.2	968	23009	80.4	17.0	159
0.250	3.9	899	24096	88.0	8.0	81
0.000	3.6	842	24925	97.0	0.0	0



Orifice (mm)	Amps	Watts (In)	RPM	Vac (mm H2O)	Flow (L/Sec)	Air Watts
48.0	5.6	1284	18903	164	56.3	91
40.0	5.7	1289	18864	306	53.2	159
30.0	5.6	1288	18873	672	45.1	295
23.0	5.4	1242	19389	1116	34.3	371
19.0	5.2	1184	20092	1409	26.3	361
16.0	4.9	1122	20867	1609	20.1	314
13.0	4.6	1051	21785	1812	13.9	247
10.0	4.3	979	22840	2011	8.8	171
6.5	3.9	902	24042	2226	4.0	85
0.0	3.6	842	24925	2464	0.0	0

Note: Metric performance data is calculated from the ASTM data above.

* Data represents performance of a typical motor sampled from a large production quantity. Individual motor data may vary due to normal manufacturing variati

Test Specs:	240 volts	Minimum Sealed Vacuum:	90.0"	ORIFICE:	13mm	Minimum Vacuum:	65.0"	Maximum Watts:	1200
-------------	-----------	------------------------	-------	----------	------	-----------------	-------	----------------	------

